



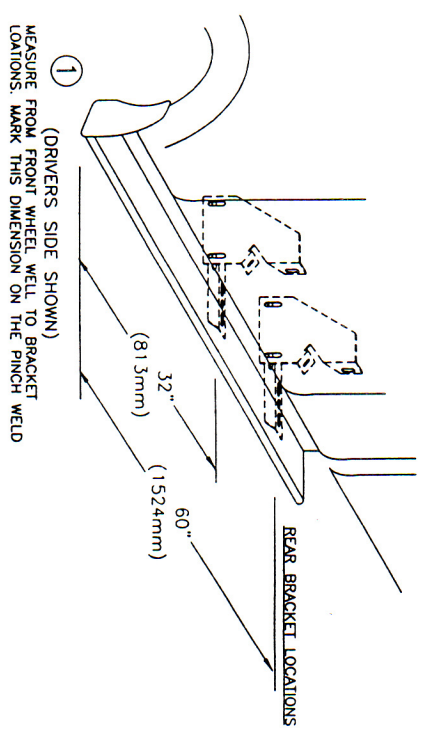
# 97-03 F150 EXTENDED CAB

IN229 06/06/03

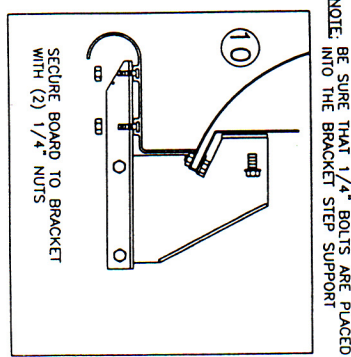
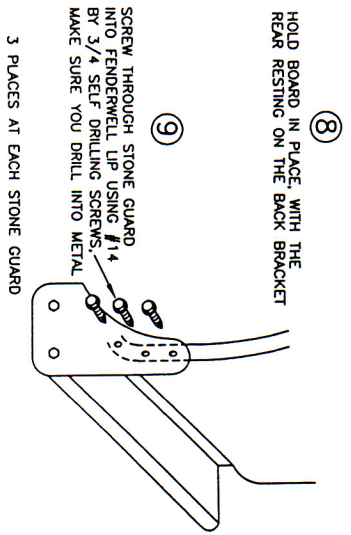
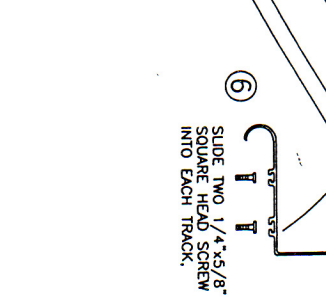
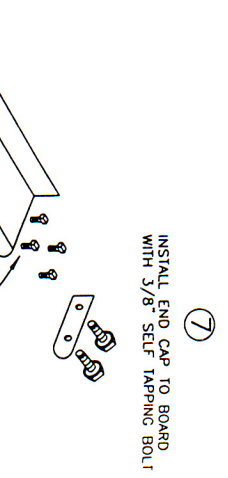
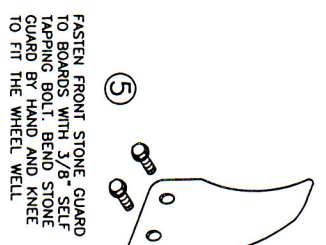

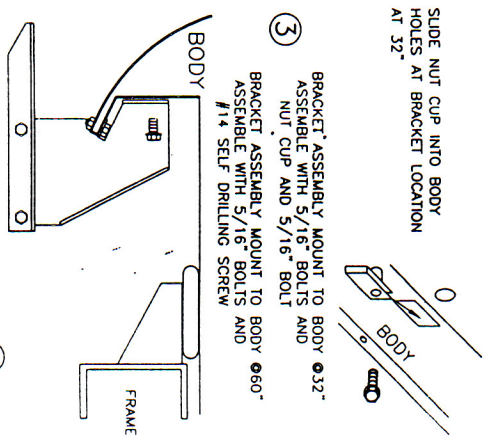
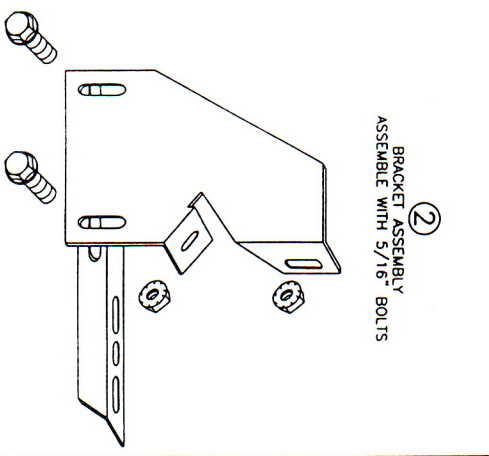
YOUR BRACKETS INSTALL IN FACTORY HOLES

INSTALLATION PARTS LIST:		QTY. DESCRIPTION	
1	RUNNING BOARD	1	END CAP 1 LEFT & 1 RIGHT
1	STONE GUARD 1 LEFT & 1 RIGHT	2	5/16" CLIP NUT
8	3/8"x1 SELF TAPPING SCREW	20	5/16" x 3/4" BOLT
8	#14x3/4" TEK SCREW	18	5/16-18 HEX NUT
8	1/4"x5/8" SQUARE HEAD SCREW	4	FLAT BRACKET, F105 D&P 2" F146 D&P 4"
8	1/4-20 HEX NUT	4	HORIZONTAL BRACKET, SUPPORT, 3124F

TOOLS REQUIRED: 5/16" DRILL • 1/2" HEX SOCKET • 1/2" WRENCH • 5/16" NUT DRIVER • 3/8" NUT DRIVER



① (DRIVERS SIDE SHOWN) MEASURE FROM FRONT WHEEL WELL TO BRACKET LOCATIONS. MARK THIS DIMENSION ON THE PINCH WELD



NOTE: BE SURE THAT 1/4" BOLTS ARE PLACED INTO THE BRACKET STEP SUPPORT

