



5150 Eucalyptus Avenue
Chino, CA 91710

Description: Toyota Tacoma Headlight 16-17




Tools required: 10mm socket, Flat head screwdriver, Panel Popper



Step 1: Open hood and disconnect negative lead cable from battery



Step 2: Remove plastic tabs from each headlight




Step 3: Remove two 10mm bolts from top of grill




Step 4: Remove front grill and place in a safe place



Step 5: Remove plastic tabs from each headlight



Step 6: Remove four plastic tabs from inner bumper



Step 7: Remove 10mm bolt and two plastic tabs from fender inner (Repeat process on other side)




Step 8: Gently pop out fender trim from bumper (Repeat process on other side)



Step 9: Now remove bumper
Customer's Tacoma has aftermarket bumper, you will have to loosen the 8 bolts located under the bumper



Step 10: Remove two top 10mm bolts from headlight (Repeat process on other side)



Step 11: Remove fender side clip by removing one 10mm bolts (Repeat process on other side)



Step 12: Disconnect all wiring connections from headlight and remove headlight (Repeat process on other side)



Step 13: Install Anzo headlight



Step 14: Connect all connections into new Anzo headlight (Repeat process on other side)



Step 15: Check fitment of headlight



Step 16: Reconnect the negative lead cable to the battery terminal. Check for proper headlight function before driving vehicle

AnzoUSA™ products are covered, by a limited one (1) year warranty, to be free of manufacturer's defects. However, certain AnzoUSA™ product categories have warranty policies which differ from this standard, please contact your representative for detailed category information. Damage due to improper installation or road hazards is not covered. Seller and manufacturers' only obligations shall be to replace the product proven to be defective. Neither seller nor manufacturer shall be liable for any injury, loss or damage, direct or consequential, arising out of the use of or the inability to use the product. Before using, user shall determine the suitability of the product for its intended use, and user assumes all risk and liability whatsoever in connection therewith. © 2018 AnzoUSA™. All rights reserved.