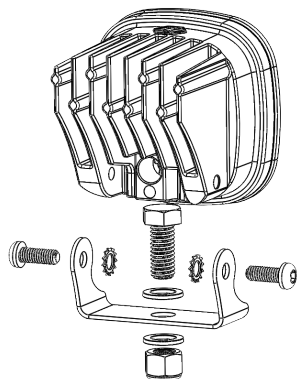


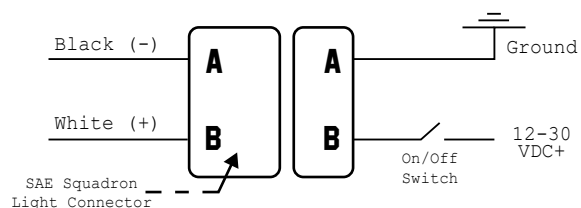


SAE MOUNTING / WIRING







SAE Squadron

- 1 Begin by removing the light and bracket from the box and orient them as shown in the picture.
- 2 Locate the 6mm Button Head hardware in the provided hardware pack, placing the center 3/8" bolt through the bottom of the bracket with associated washers shown in the picture. Do not fully tighten the lower mounting bracket hardware until the light has been properly aimed.
- 3 Mount the bracket to the light using the remaining 6mm hardware and associated washers, as shown in the picture.



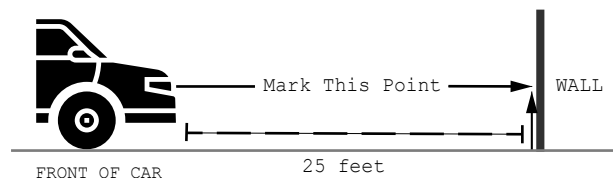
SAE FOG LIGHT GUIDELINES

(To comply with SAE and road safety rules, we recommend the following guidelines)

-  To achieve the recommended light angle, the top of the light spread should be aimed near the horizon or lower. Refer to the aiming guide below.
-  The face of the light must be parallel to the face of the car, or perpendicular to the horizon line. In other words, the light must be pointing straight, not angled outwards. Angling the light outwards may blind oncoming traffic and is non-conformant to SAE Standards.
-  The SAE light can only be mounted right-side up or upside down.
-  uService® **IS NOT** a feature of SAE product offerings by Baja Designs, and if tampered with will void the Warranty. The Limited Lifetime Warranty is valid only if sent back for repairs.

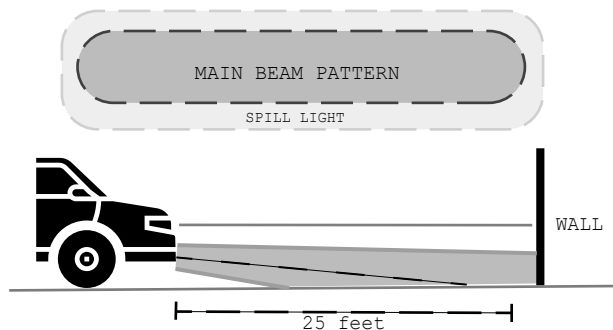
AIMING THE SAE LIGHT

FIRST, ensure that the vehicle's headlights are properly aligned. Check the vehicle owner's manual for the proper headlight alignment procedures. Online tips for aligning headlights may be convenient, but can be misleading, as all vehicles can have varying headlight heights. Failure to properly align one's headlights, before aligning fog lights, could possibly result in non-conformant fog lights.



STEP 1

With headlights properly aligned and LOWBEAMS ON (FOG LIGHTS OFF), mark the point shown in the diagram. Then, turn all lights OFF.



STEP 2

With all lights OFF, now turn on the FOG LIGHTS. The top of the MAIN BEAM PATTERN should not go past the marked point. The Fog Light should illuminate part of the ground that was not previously illuminated by the headlights.



bajadesigns®

THE SCIENTISTS OF LIGHTING

LIMITED LIFETIME WARRANTY

Baja Designs proudly offers a LIFETIME WARRANTY against manufacturer's defect on all of the products that we manufacture.

These are comprehensive warranties; other than the exclusions below - you're covered. If your LED or HID bulb burns out, you're covered. Additionally, cutting off our connector or changing your lenses does not automatically void your warranty.

Exclusions:

Installation errors, abuse, misuse or crash damage. You must be the original owner of the product and can supply proof of purchase.

Baja Designs manufactures its own products as well as resells products manufactured by others. Baja Designs makes no express or implied warranties on products not manufactured by Baja Designs including without limitation any warranties or merchantability and fitness for a particular purpose. We will however, pass on all warranties made by the manufacturer, who has sole responsibility for performing such warranties.

Baja Designs will pay the freight if your product is less than 90 days old, otherwise defective products must be returned to Baja Designs, Inc., freight prepaid. At our option, we will repair or replace items in question and return them at no charge. If the identical product is no longer available, we will replace with a similar product of equal value. Baja Designs Inc. will not be responsible for any indirect or consequential damages in connection with defective merchandise.

Items purchased through a Baja Designs authorized dealer must be returned through the dealer. Only available on LED auxiliary lights and product must be in sellable condition at MSRP. Product that has been damaged in any way after the original purchase date will be excluded from this guarantee

Indemnification:

Buyer hereby acknowledges off-roading, racing and driving at night are dangerous activities and that the products and/or supplies purchased from Baja Designs are used in an inherently dangerous activity that may endanger life and limb; and in no event shall the seller, or seller's heirs and assigns, be held liable for consequential damages, nor shall seller's liability on any claim for damages arising out of or connected with the sale, delivery, or use of purchased products and/or supplies exceed the purchase price of the products and/or supplies.