



TCA060 INSTALLATION INSTRUCTIONS

TOOLS REQUIRED:




- Hydraulic jack and jack stands
- Wrench – 18mm
- 3/8" Drive Ratchet, 18mm socket

NOTE: General Motors requires that you replace the both the inner and outer Lower Trailing Arm bolts as they are Torque to Yield bolts also known as *T.A.Y.* fasteners (Torque Angle Yield) or single use fasteners. During development and testing we have not replaced any of these bolts, your mileage may vary. Included below are the General Motor part numbers for all factory hardware if you choose to replace it.

- Trailing Arm, Inner Lower Control Arm Bolt Part # 11610908
- Trailing Arm, Inner Lower Control Arm Nut Part # 11516078 (52ftlbs + 105 degrees)
- Trailing Arm, Outer Lower Control Arm Bolt: Part # 11610908 (74ftlbs + 105 degrees)
- Trailing Arm, Outer Lower Control Arm Nut: Part #11516078

INSTALLATION:

1. Lift the rear of the vehicle and safely support with jack stands under the cradle.
2. Using an 18mm wrench, socket, and ratchet remove the outer nut and bolt as shown in **IMAGE 1**.
3. Using the same tools, repeat the process for the inner nut and bolt as shown in **IMAGE 2**.
4. Make sure the initial length of this adjustable control arm matches the stock arm, hole-to-hole. Tighten jam nut to 35 ft/lbs. **IMAGE 3**
5. Install the BMR upper control arm, bearing end first. Leave bolt finger tight.
6. Install outer bolt and nut.
7. Torque the outer and inner bolts to 81 ft/lbs. **IMAGE 4**.
8. Re-install the wheel/tire and lower the vehicle.



WWW.BMRSUSPENSION.COM

This product is an aftermarket accessory and not designed by the vehicles manufacturer for use on this vehicle. As such, Buyer assumes all risk of any damage caused to the vehicle or person during installation or use of this product.



WWW.BMRSUSPENSION.COM

This product is an aftermarket accessory and not designed by the vehicles manufacturer for use on this vehicle. As such, Buyer assumes all risk of any damage caused to the vehicle or person during installation or use of this product.