



Contractors Rack Center Cross Bar FCRB001B



Fit: Universal



TO AVOID BEING SCRATCHED, PLEASE PROTECT THE SURFACE OF THE FENDER FLARE CAREFULLY.



REMOVE CONTENTS FROM BOX. VERIFY ALL PARTS ARE PRESENT.



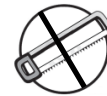
READ INSTRUCTIONS CAREFULLY BEFORE STARTING INSTALLATION.



PLEASE USE SAFETY GLASSES & ENSURE TO BLOCK VEHICLE MOVEMENT DURING INSTALLATION PROCESS



10-15 min



Cutting Not Required



Drilling Not Required



support@trailfx.com



1 866 638 4870



Limited One Year

Hardware Parts List		
SI.NO	Part Description	Qty
A	Center Cross Bar	1
B	M10x75mm Hex Head Bolts	2

Hardware Parts List		
SI.NO	Part Description	Qty
C	M10 Flat Washers	2
D	M10 Lock Nuts	2

Install the Center Cross Bar to both of the Rear Side Rails



PRODUCT CARE

- Periodically check the product to ensure all fasteners are tight and components are intact.
- Regular waxing is recommended to protect the finish of the product.
- Use an automotive wax to maintain and protect the finish.
- Clean rack with soft cloth and mild soap to keep the powder coat finish in good condition.
- Mild soap may be used to clean the product for both Stainless Steel and Black finish.

FAQ'S


- 1. Products are thumping / rattling after installation.**
Ensure that all required mounting brackets / hardware's are installed & tighten correctly. Suggest using white lithium / regular grease between the metal to metal contact surfaces.
- 2. Missing / Excess Hardware.**
Recheck hardware count as per the part list.
- 3. Product not installing properly.**
Ensure make model year, cab length and bed size of your vehicle is listed in the application. All installation steps are followed correctly.

Check out these other TrailFX Products!!


www.TrailFX.com



SIDE BAR



HEADACHE RACKS



RUNNING BOARDS



ROCKER GUARDS

Keystone Automotive Operations Inc. (KAO) warrants this product to be free of defects in material and workmanship at the time of purchase by the original retail consumer. KAO disclaims any other warranties, express or implied, including the warranty of fitness for a particular purpose or an intended use. If the product is found to be defective, KAO may replace or repair the product at our option, when the product is returned prepaid, with proof of purchase. Alteration to, improper installation, or misuse of this product voids the warranty. KAO's liability is limited to repair or replacement of products found to be defective, and specifically excludes liability for any incidental or consequential loss or damage.